

SERVICE BULLETIN



AUTOMOBILE SERVICE DEPARTMENT

Model	Applicable To	File Under	Bulletin No.
NEW 1994 - 97 ACCORD 1992 - 97 PRELUDE	ALL	TRANS	95-057
			Issue Date
			AUG 18, 1997

Fifth Gear Grinds During Upshift (Supersedes 95-057, dated DEC 18, 1995)

SYMPTOM

The transmission grinds when shifting into fifth gear.

PROBABLE CAUSE

The fifth gear shift fork was not manufactured properly, causing misalignment.

WARRANTY CLAIM INFORMATION

In warranty: The normal warranty applies.

Out of warranty: Any repair performed after warranty expiration may be eligible for goodwill consideration by the District Service Manager or your Zone Office. You must request consideration, and get a decision, before starting work.

OP #	Description	FRT	Template ID
213104	Repair 1994 - 97 Accord	5.9	95-057A
213104	Repair 1992 - 96 Prelude S	5.9	95-057B
213104	Repair 1992 - 96 Prelude Si	5.9	95-057C
213104	Repair 1992 - 96 Prelude VTEC	5.9	95-057D
213104	Repair 1997 Prelude	5.9	95-057E

Failed part: P/N 23626-PX5-326
H/C 4311536

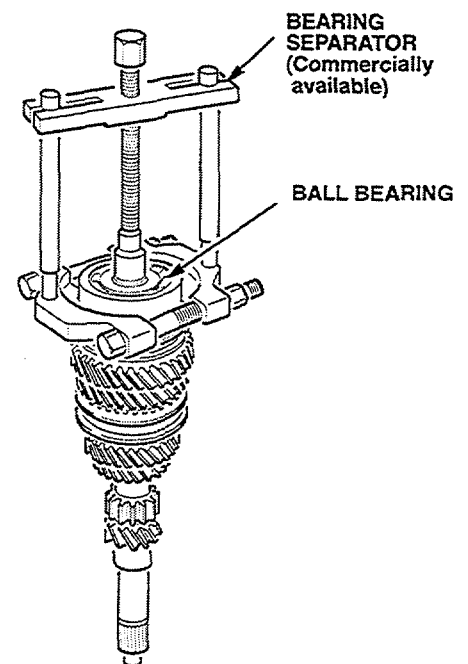
Defect code: 042

Contention code: B07

CORRECTIVE ACTION

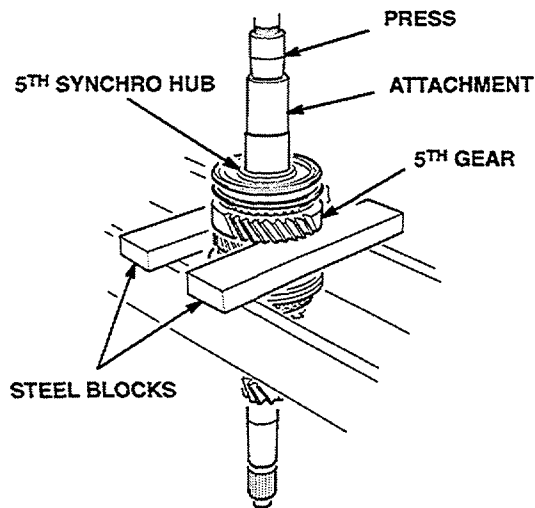
Replace the fifth gear shift fork, sleeve set, and mainshaft gear with the parts listed under PARTS INFORMATION.

1. Remove the transmission from the vehicle as described in section 13 of the appropriate service manual.
2. Disassemble the transmission as described in section 13 of the appropriate service manual. It is not necessary to disassemble the differential.
3. Remove any metal particles from the transmission's internal parts and the inside of the case.
4. Remove the ball bearing from the mainshaft.

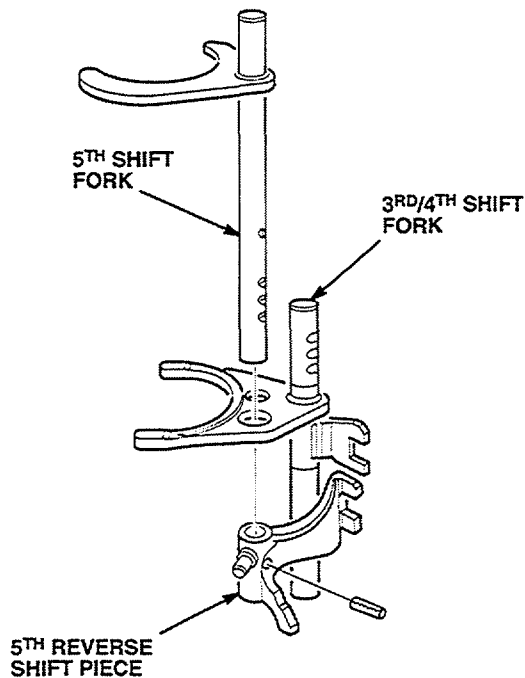


Index # 046151

5. Press the mainshaft out of the fifth gear synchro hub.



6. Install the new fifth gear on the mainshaft. Install the new sleeve set (synchro ring, hub, and sleeve) on the mainshaft.
7. Reassemble the rest of the removed parts on the mainshaft. Make sure the end bearing is installed with the lettering facing outward.
8. Replace the fifth gear shift fork.



9. Reassemble the transmission.
10. Reinstall the transmission in the vehicle.

11. Test drive the vehicle, and verify that it shifts properly.

PARTS INFORMATION

1994 – 97 Accord

Mainshaft fifth gear:

P/N 23581-PX5-A41, H/C 3858677

Sleeve set:

P/N 23626-PX5-307, H/C 4921607

Shift fork:

P/N 24200-P16-J01, H/C 5598909

1992 – 96 Prelude S

Mainshaft fifth gear:

P/N 23581-PX5-U41, H/C 3858693

Sleeve set:

P/N 23626-PX5-307, H/C 4921607

Shift fork:

P/N 24200-P16-J01, H/C 5598909

1992 – 96 Prelude Si, 1992 – 94 Prelude 4WS

Mainshaft fifth gear:

P/N 23581-P16-S40, H/C 3940061

Sleeve set:

P/N 23626-PX5-307, H/C 4921607

Shift fork:

P/N 24200-P16-J01, H/C 5598909

1993 – 96 Prelude VTEC

Mainshaft fifth gear:

P/N 23581-P16-A00, H/C 4113700

Sleeve set:

P/N 23626-PX5-307, H/C 4921607

Shift fork:

P/N 24200-P16-010, H/C 5598917

1997 Prelude (ALL)

Mainshaft fifth gear:

P/N 23581-P16-S40, H/C 3940061

Sleeve set:

P/N 23626-PX5-307, H/C 4921607

Shift fork:

P/N 24200-P16-010, H/C 5598917